



CIRCUIT-BREAKER SIZE S00, FOR MOTOR PROTECTION, CLASS 10, A-REL. 0.7...1A, N-REL. 13A, SCREW TERMINAL, STANDARD SWITCHING CAPACITY

| | | |
|-----------------------|--|----------------------|
| product brand name | | SIRIUS |
| Product designation | | circuit breaker |
| Design of the product | | for motor protection |

General technical data:

| | | |
|--|---|-------------|
| Active power loss total typical | W | 5 |
| Shock resistance | | 25g / 11 ms |
| Surge voltage resistance Rated value | V | 6 000 |
| Mechanical service life (switching cycles) | | |
| • of the main contacts typical | | 100 000 |
| Protection class IP | | |
| • on the front | | IP20 |
| Equipment marking | | |
| • acc. to DIN EN 61346-2 | | Q |

Main circuit:

| | | |
|---|---|-----------|
| Number of poles for main current circuit | | 3 |
| Adjustable response value current of the current-dependent overload release | A | 0.7 ... 1 |
| Operating voltage | | |
| • Rated value | V | 690 |
| • at AC-3 Rated value maximum | V | 690 |
| Operating current | | |
| • at AC-3 | | |
| — at 400 V Rated value | A | 1 |
| Operating power | | |
| • at AC-3 | | |

| | | |
|---|-----|--|
| — at 400 V Rated value | kW | 0.25 |
| Operating frequency | | |
| • at AC-3 maximum | 1/h | 15 |
| Auxiliary circuit: | | |
| Number of CO contacts | | |
| • for auxiliary contacts | | 0 |
| Product expansion Auxiliary switch | | Yes |
| Protective and monitoring functions: | | |
| Trip class | | CLASS 10 |
| Maximum short-circuit current breaking capacity (I_{cu}) | | |
| • with AC at 240 V Rated value | kA | 100 |
| • with AC at 400 V Rated value | kA | 100 |
| • with AC at 500 V Rated value | kA | 100 |
| • with AC at 690 V Rated value | kA | 100 |
| Short-circuit: | | |
| Design of the overcurrent release and short-circuit release | | thermomagnetic |
| Installation/ mounting/ dimensions: | | |
| mounting position | | any |
| Mounting type | | screw and snap-on mounting onto 35 mm standard mounting rail according to DIN EN 50022 |
| Height | mm | 90 |
| Width | mm | 45 |
| Depth | mm | 81 |
| Required spacing | | |
| • with side-by-side mounting | | |
| — Backwards | mm | 0 |
| — at the side | mm | 0 |
| Connections/ Terminals: | | |
| Type of electrical connection | | |
| • for main current circuit | | screw-type terminals |
| • for auxiliary and control current circuit | | screw-type terminals |
| Arrangement of electrical connectors for main current circuit | | front side |
| Product function | | |
| • removable terminal for auxiliary and control circuit | | No |
| Type of connectable conductor cross-section | | |
| • for main contacts | | |
| — solid | | 2x (0.5 ... 1.5 mm ²), 2x (0.75 ... 2.5 mm ²) |
| — stranded | | 2x (0.5 ... 1.5 mm ²), 2x (0.75 ... 2.5 mm ²) |

- finely stranded with core end processing
- for AWG conductors for main contacts

2x (0.5 ... 1.5 mm²), 2x (0.75 ... 2.5 mm²)
2x (18 ... 14)

Safety related data:

Protection against electrical shock finger-safe

Mechanical data:

Size of the circuit-breaker S00






Ambient conditions:

Installation altitude at height above sea level maximum m 2 000

Ambient temperature

- during operation °C -20 ... +60
- during storage °C -50 ... +80
- during transport °C -50 ... +80


Certificates/ approvals:

| General Product Approval | Test Certificates | Shipping Approval |
|--|--|--|
|  CCC  CSA  EAC | Special Test Certificate |  ABS  BUREAU VERITAS |

Shipping Approval



other

[Environmental Confirmations](#)
 [Declaration of Conformity](#)
 [Confirmation](#)
  VDE
 [other](#)

Further information

Information- and Downloadcenter (Catalogs, Brochures,...)

<http://www.siemens.com/industrial-controls/catalogs>

Industry Mall (Online ordering system)

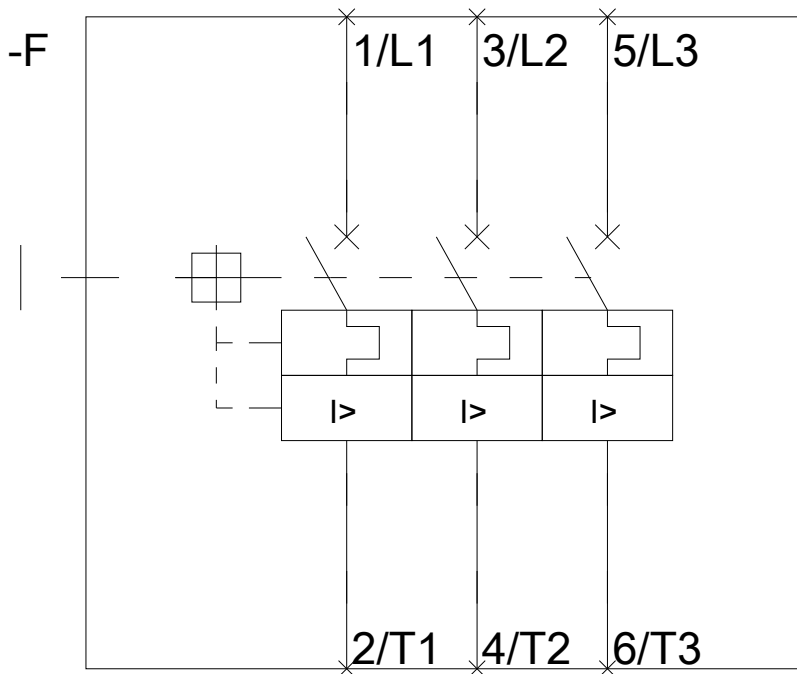
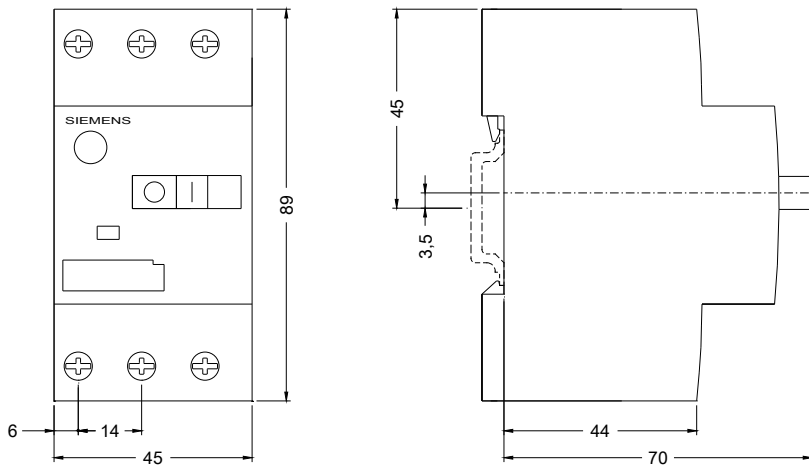
<http://www.siemens.com/industrymall>

Cax online generator

<http://support.automation.siemens.com/WW/CAXorder/default.aspx?lang=en&mlfb=3RV10110JA10>

Service&Support (Manuals, Certificates, Characteristics, FAQs,...)

<http://support.automation.siemens.com/WW/view/en/3RV10110JA10/all>



last modified:

11.03.2015