



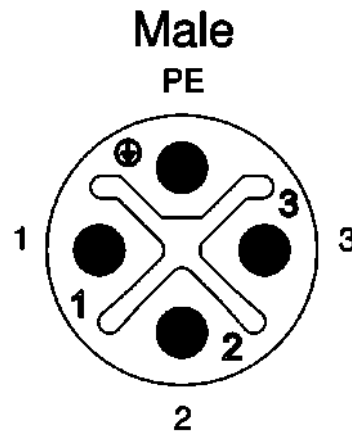
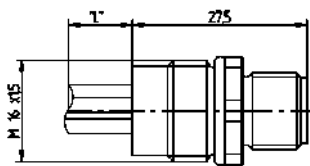
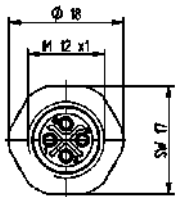
Product: [RSF6S 4S-033](#)

M12 Power Receptacle Connector: Male, front mount, 4-pin(3+PE), S-coded, shielded, silver housing, 600 V AC/DC, 16 A

Product Description

M12 Power Receptacle Connector: Male, front mount, 4-pin(3+PE), S-coded, shielded, silver housing, 600 V AC/DC, 16 A

Technical Drawing



Technical Specifications

Face View

Pin 1	Pin 2	Pin 3	PE
black 1	black 2	black 3	green-yellow

Technical Data

Product Family:	Power Connector
Product Sub Family:	M12 Power
Brand:	Lumberg Automation
Connector Type:	Receptacle
Type of Contact / Gender:	male
Connector Design:	Front mount
Number of Pins:	4(3+PE)
Coding:	S
Shielding:	Shielded
Attachment Type:	Coupling Screw
Rated Voltage:	630 V
Rated Impulse Voltage:	6.0 kV
Operating Voltage:	600 V AC/DC
Rated Current*:	16 A
Contact Resistance:	= 10 mOhm
Insulation Resistance:	? 10 ⁹ Ohm

Mating Cycles:	= 100
Ambient Temperature (Operation)*:	-40 °C to +125 °C, notice derating
Protection Degree / IP Rating**:	IP65, IP67, IP69K
Design Standard:	IEC 61076-2-111
Pollution Degree:	3 acc. to DIN EN 60664-1 (VDE 0110-1)
Clearance / Creepage Distance:	DIN EN 60664-1 (2008/01); VDE 0110-1
Overvoltage Category:	III acc. to DIN EN 60664-1 (VDE 0110-1)

Materials

Contact Base Material:	CuNi
Contact Plating:	Cu/Au
Contact Bearer Material:	PBT GF
Contact Bearer Color:	black
Flammability Class (Contact Bearer):	UL 94 V-2
Housing Material:	CuZn
Housing Plating:	Ni
Housing Color:	silver
Attachment Material:	CuZn
Attachment Plating:	Cu/Ni
Shielding Material:	CuZn, plating: Ni
O-Ring Material:	FKM

Cable Data

Insulated Wire Diameter:	1.75 mm ²
--------------------------	----------------------

Safety & Environmental Compliance

RoHS Compliant:	yes
-----------------	-----

Notes

Note Derating:	* Notice derating
Protection Degree / IP Rating Note:	** only if mounted and locked in combination with Hirschmann / Lumberg Automation connector.

Variants

Item #	Item Description	Cable Length
934980003	RSF6S 4S-033/0,2 M	0.2 m
934980007	RSF6S 4S-033/0,5 M	0.5 m

© 2021 Belden, Inc

All Rights Reserved.

Although Belden makes every reasonable effort to ensure their accuracy at the time of this publication, information and specifications described here in are subject to error or omission and to change without notice, and the listing of such information and specifications does not ensure product availability.

Belden provides the information and specifications herein on an "ASIS" basis, with no representations or warranties, whether express, statutory or implied. In no event will Belden be liable for any damages (including consequential, indirect, incidental, special, punitive, or exemplary damages) whatsoever, even if Belden has been advised of the possibility of such damages, whether in an action under contract, negligence or any other theory, arising out of or in connection with the use, or inability to use, the information or specifications described herein.

All sales of Belden products are subject to Belden's standard terms and conditions of sale.

Belden believes this product to be in compliance with all applicable environmental programs as listed in the data sheet. The information provided is correct to the best of Belden's knowledge, information and belief at the date of its publication. This information is designed only as a general guide for the safe handling, storage, and any other operation of the product itself or the one that it becomes a part of. The Product Disclosure is not to be considered a warranty or quality specification. Regulatory information is for guidance purposes only. Product users are responsible for determining the applicability of legislation and regulations based on their individual usage of the product.