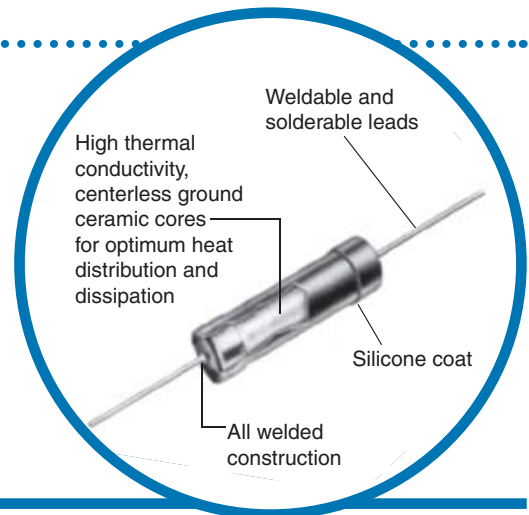


Commercial Styles Semi-Precision Power Wirewound Resistors



T / NT Wirewound Series

- **0.1Ω to 300KΩ**
- **0.75 to 14 watts**
- **±0.1% to ±10% tolerance**
- **Non-inductive windings available**
- **Meets or exceeds all applicable MIL-R-26 ratings**



Electrical Data

IRC Style	Similar to MIL-R-26 Style	Similar to MIL-PRF-39007 Style ¹	Wattage Rating		Resistance Range (Ω)		Maximum Working Voltage
			U	V	Min Ω	Max KΩ	
T-1/2	-	-	0.75	-	0.1	4	54.8
T-1/2-A81	RW81	RWR81 ¹	1.0	-	0.1	4.5	67.1
T-1A-70	RW70	-	1.0	-	0.1	12	109.5
T-1C	-	-	1	2	.05	2K	109.5
T-1-80	RW80	RWR80 ¹	2.0	-	0.1	12	154.9
T-2A*	-	-	3.0	3.75	0.1	25	306.2
T-2A-69	RW69	-	-	3.0	0.1	20	244.9
T-2B-79	RW79	RWR89 ¹	3.0	-	0.1	40	346.4
T-3	-	-	4.0	5.5	0.1	38	457.2
T-5*	-	-	5.0	6.5	0.1	45	540.8
T-5-74	RW74	RWR74 / 84 ¹	5.0	-	0.1	94	685.5
T-6	-	-	6.0	7.5	0.1	65	698.2
T-6-67	RW67	-	-	6.5	0.1	92	773.3
T-7*	-	-	7.0	9.0	0.1	115	1017.3
T-7A-55	RW55	-	-	7.0	0.1	200	1183.2
T-10A-56	RW56	-	-	14.0	0.1	300	2049.4
T-10*	-	-	10.0	13.0	0.1	300	1974.8
T-10-78	RW78	RWR78 ¹	10.0	-	0.1	300	1732
T-10-68	RW68	-	-	11.0	0.1	300	1816.6

* Available as radial lead = type TR.

Designate non-inductive winding by adding the prefix "N" to style.

¹ The RWR is obsolete. The listed parts correspond to the commercial equivalent parts that are manufactured with the same procedures but lack the burn-in screening that is required by MIL-PRF-39007

General Note

TT electronics reserves the right to make changes in product specification without notice or liability. All information is subject to TT electronics' own data and is considered accurate at time of going to print.



www.bitechnologies.com www.irctt.com www.welwyn-tt.com

General Specifications

Temperature Range	Characteristic U = -55°C to +275°C Characteristic V = -55°C to +350°C
Standard Temperature Coefficient	±20 ppm/°C 10Ω up ±50 ppm/°C 1.0Ω to 9.9Ω ±400 ppm/°C 0.50Ω to 0.999Ω ±650 ppm/°C 0.1Ω to 0.490Ω
Special Temperature Coefficient	Available from -30 ppm/°C to +6000 ppm/°C Temperature range for special TC's -50°C to +150°C
Insulation Resistance	1000 megohms minimum dry at 100 volts DC
Derating	Wattage rating based on operation at 25°C Derate to zero at 275°C & 350°C for "U" and "V" style rating

Lead Material:

Tinned copperweld is standard.

Also available: Weldable Grade A nickel (bare)

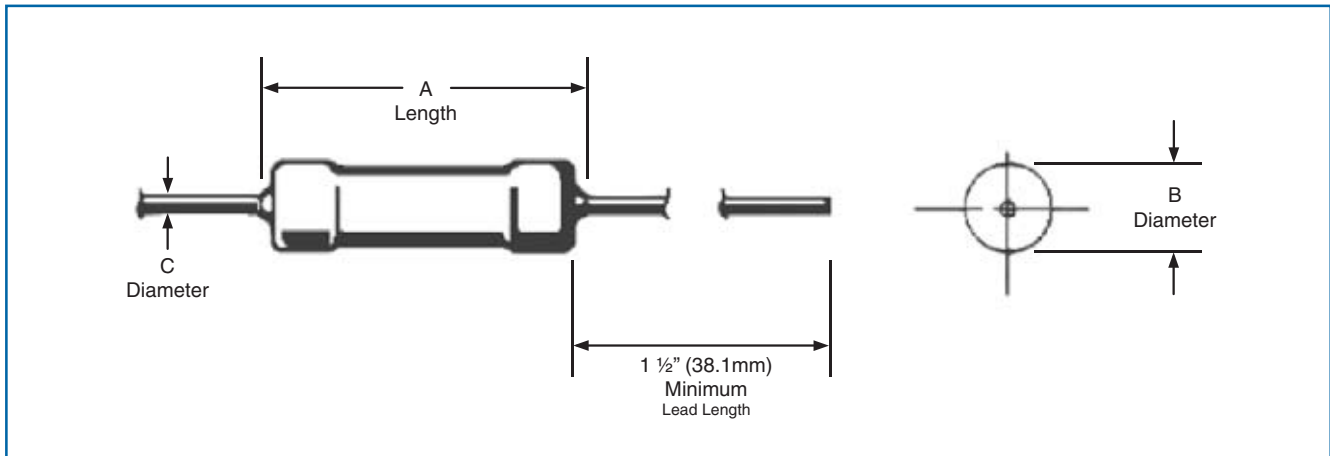
Special Features:

- Radial lead available
- Resistance network packages designed to individual customer requirements
- Temperature coefficient matching and tracking to ±5 ppm
- High thermal conductivity core (Beryllium Oxide) available. See B Series.
- Ratio tolerance matched sets available

General Note

TT electronics reserves the right to make changes in product specification without notice or liability.
All information is subject to TT electronics' own data and is considered accurate at time of going to print.

Physical Data



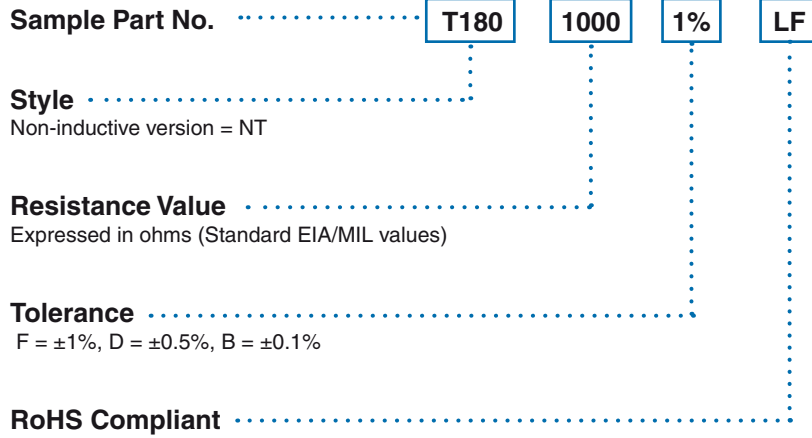
Dimensions (Inches and (mm))

IRC / Shallcross Style	A		B		C	
	Inches	mm	Inches	mm	Inches (±0.002)	mm (±0.05)
T-1/2	0.330 (±0.062)	8.4 (±1.6)	0.078 (±0.031)	2.0 (±0.8)	0.020	0.5
T-1/2-A81	0.250 (±0.032)	6.4 (±0.8)	0.085 (±0.020)	2.2 (±0.5)	0.020	0.5
T-1A-70	0.406 (±0.032)	10.3 (±0.8)	0.094 (±0.032)	2.4 (±0.8)	0.020	0.5
T-1C	0.303 (±0.032)	7.7 (±0.8)	0.115 (±0.32)	2.9 (±0.8)	0.025	0.6
					0.032	0.8
T-1-80	0.406 (±0.032)	10.3 (±0.8)	0.094 (±0.032)	2.4 (±0.8)	0.020	0.5
T-2A	0.500 (±0.062)	12.7 (±1.6)	0.187 (±0.031)	4.8 (±0.8)	0.032	0.8
T-2A-69	0.500 (±0.063)	12.7 (±1.6)	0.188 (±0.063)	4.8 (±1.6)	0.032	0.8
T-2B-79	0.560 (±0.062)	14.2 (±1.6)	0.187 (±0.031)	4.8 (±0.8)	0.032	0.8
T-3	0.625 (±0.062)	15.8 (±1.6)	0.250 (±0.062)	6.3 (±1.6)	0.040	1.0
T-5	0.875 (±0.062)	22.2 (±1.6)	0.312 (±0.062)	7.9 (±1.6)	0.040	1.0
T-5-74	0.875 (±0.062)	22.2 (±1.6)	0.312 (±0.062)	7.9 (±1.6)	0.040	1.0
T-6	1.000 (±0.062)	25.4 (±1.6)	0.312 (±0.062)	8.0 (±1.6)	0.040	1.0
T-6-67	1.000 (±0.094)	25.4 (±2.4)	0.313 (±0.063)	8.0 (±1.6)	0.032	0.8
T-7	1.185 (±0.062)	30.0 (±1.6)	0.312 (±0.062)	8.0 (±1.6)	0.040	1.0
T-7A-55	1.375 (±0.094)	35.0 (±2.4)	0.469 (±0.094)	12 (±2.4)	0.032	0.8
T-10A-56	2.000 (±0.094)	50.8 (±2.4)	0.469 (±0.094)	12 (±2.4)	0.032	0.8
T-10	1.812 (±0.062)	46.0 (±1.6)	0.375 (±0.062)	9.5 (±1.6)	0.040	1.0
T-10-78	1.780 (±0.062)	45.2 (±1.6)	0.375 (±0.062)	9.5 (±1.6)	0.040	1.0
T-10-68	1.875 (±0.063)	47.6 (±1.6)	0.344 (±0.094)	8.7 (±2.4)	0.032	0.8

General Note

TT electronics reserves the right to make changes in product specification without notice or liability. All information is subject to TT electronics' own data and is considered accurate at time of going to print.

Ordering Data



General Note

TT electronics reserves the right to make changes in product specification without notice or liability.
All information is subject to TT electronics' own data and is considered accurate at time of going to print.